

Fish Mounts

See our website for more details





- Up to 19" - \$425 • 34" - 36" - \$795
- 20" - 22" - \$485 • 37" - 39" - \$860
- 23" - 24" - \$530 • 40" - 42" - \$925
- 25" - 27" - \$595 • 43" - 45" - \$990
- 28" - 30" - \$660 • 46" - 50" - \$1,100
- 31" - 33" - \$725 • 51" - 55" - \$1,210

Completion Dates

*I do my best to complete all bird and fish mounts within 4 to 6 months. **Most items that we send out to our commercial tanneries will be completed within 6-10 months.** Winter months slow the drying process, and may require an additional 30 days. I limit the amount of work I take in during the year as a means of ensuring the best quality mount within a reasonable turnaround time. Please feel free to give me a call, or use my email address to forward your questions related to taxidermy. Every specimen is a time piece; a work of art that requires attention to detail. As a life-long learner, I continue to attend seminars and training related to the taxidermy field. My focus is always on improving the quality of my work. I look forward to giving your next trophy the necessary attention required for high quality craftsmanship.*

Field Care

Game Heads

- Do not cut the throat of any animal!
- Leave enough shoulder skin by cutting the hide behind the front legs. Do not cut into the under arm or the brisket.
- Tube Skin the neck up to the base of the head and separate the head from the body. Bring the neck skin and the head to the taxidermist for capping.
- If you are familiar with the process of capping, or must remove the skin from the skull for transport, then continue as follows:
- Make a "V" cut to the antlers. You will need at least a 6 inch incision from the "V" down the back of the neck. When this incision is made, skin down to the ear base and cut the ear cartilage close to the skull to release the ear. 
- Carefully separate the skin from around the base of each antler or horn (Do not cut the fur).
- Lift out on the eyelids while you cut the skin from around the eye sockets. Be careful not to cut through the tear duct.
- Use a screw driver or knife to carefully lift the tear ducts from the front of the eye sockets.
- Skin down over the nose, leaving plenty of cartilage (allow the taxidermist to thin this area).
- Lift out on the lips as you cut them loose from the skull. Cut flush against the skull, leaving plenty of excess lip. 
- Cut horns/antlers off half-way through the eye sockets.
- Salt the cape with approx. 2-4 pounds of non-iodized salt or put cape in an ice chest.
Use twice as much salt for larger species—Elk, Moose, etc.

Inquire about other rug and life-size skinning procedures prior to your hunt.. I'd be happy to talk with you about safety measures that will insure a quality mount.



More about field care on our web site: TrinityMountainArts.com

Trinity Mountain Arts 100F Camp, 299 (West of Redding) Lewiston, Ca
Locked Gate. Always call for an appointment.
Free pick up and delivery (Redding , Weaverville, Lewiston areas)

Trinity Mountain Arts

Northern California Taxidermy Services



67400 State Hwy 299, Unit 20
Lewiston, CA 96052

Dave Newton—Taxidermist

Email: tma.taxidermy@wildblue.net

2017 Prices

Phone: 530-778-0537

Cell: 530-623-0225

Website: <http://trinitymountainarts.com>

See us on Facebook / YouTube Channel


Trinity Mountain Arts

Doing business since 1981

Bird Mounts *Migratory birds require license # and hunter signature before they will be accepted.*

Any Position

Ducks	\$ 425.00
Geese	575.00
Chuckar	425.00
Grouse	425.00
Pheasant	425.00
Quail	290.00
Dove	290.00
Turkey	785.00



Terms & Conditions

We prefer that small life-size game (predators) be brought in whole so we can administer the correct skinning procedure. Please call ahead before your hunt to discuss proper incision placement on all large, life-size animals such as bear, deer, and elk. Repairing large shot wholes, off-center skinning incisions, and excessive skinning cuts, will increase the mounting fees.

Unless otherwise noted, add 25% to the cost of open mouth game heads. Half life-size mounts are priced at approx. 70% of life-size. We base our prices on existing available positions, but offer unique alterations for an additional charge. Additional charge for preserving antlers in velvet. All life-size mounts and bird mounts include a standard artificial or driftwood base. Game head panels are available in various types of hardwood for an additional fee. Custom bases, reproduction bird feet, dioramas with dried/artificial scenery or water re-creations will incur additional charges. All prices include local sales tax. 50% deposit required before any tanning or mounting procedure begins. Unless prior arrangements have been made, all mounts must be picked up within 30 days of completion. After 90 days, unclaimed mounts will be sold pursuant to chapter 6 (commencing with section 3046) or part 4, division 3 of the Civil Code. *Hunters are responsible for all appropriate tags and licensing of any game left for taxidermy services. Be sure to have importation permits on all game taken outside the state of California. Unfortunately, No mountain lions!*



Game Heads—*Pedestal mount game heads add 35% plus cost of base. Open mouth game heads add 25%*

	<u>Head Mount</u>	<u>Life-Size</u>
Antelope	\$ 695.00	\$ 2550.00
Black Bear	695.00 cm	2500.00 up
Black Bear	850.00 om	2600.00 up
Half life-size black bear \$ 1800.00		
Brown Bear	950.00	5000.00 up
Boar	850.00 om	2550.00 up
Bison	1700.00	7000.00
Caribou	925.00	3500.00
Deer	695.00	2500.00
Elk	1175.00-1500	5000.00
Javelina	850.00 om	1800.00
Moose	1700.00	7000.00
Mountain Goat	925.00	3550.00
Predators	475.00	1000.00
<i>Badger, Beaver, Bobcat, Coyote, Fox, Porcupine, Raccoon</i>		
Sheep / Ram	950.00	3250.00
Wolf	650.00	2500.00
Exotics	700.00-up	2500.00-up

Suitable Base included in price for all life-size mounts

Custom bases upon request (prices vary)

Call for prices on African and other game not listed

Detachable antlers add \$100—\$250 per side

Rug Mounts *-open or closed mouth*

Bear - min. \$ 800.00	\$ 220.00/ft.
Raccoon, Fox	685.00
Bobcat, Coyote	685.00
Wolf	975.00

Rugs include pleated, double-felt boarder, polyester padding, backing, and ring hangers for displaying on the wall

Antlers on Plaque or European *Leather plate covering on all antler/horn mounts. Velvet preservation additional charge.*

Antelope	\$ 150.00 — 185.00
Caribou	275.00 — 325.00
Deer	150.00 — 185.00
Elk	275.00 — 325.00
Moose	375.00 — 475.00
Ram / Sheep	350.00 — 400.00

Tanning (fur on)

Antelope/Deer (full hide)	\$ 185.00
Bear w/head and feet	90.00 PLF
Bison	25.00 PSF
Caribou, Cow, Elk, Moose,	22.00 PSF
Predators-skinned	185.00
Predators (un-skinned)	215.00
Others	Call for prices
<u>Leather</u> (natural, gold, black, brown)	
Antelope/Deer (full hide)	\$ 185.00
Bison, Caribou, Cow, Elk, Moose	20.00 PSF

**PLF - Per Linear Foot*

**PSF - Per Square Foot*

All Tanning Accepted at Owners Risk.

We use only reputable/reliable tanneries for all our various tanning needs and would be happy to quote individual prices at your request. Keep in mind that we cannot guarantee any tanning process as so many factors are out of our control. Problems with slippage, splits, rips, or weak spots can occur on hides with bruises, poor field handling, advanced bacterial growth, pre-existing disease, etc. Our tanneries usually notify us of pre-existing problems, but some problems cannot be detected prior to the tanning process. Just be aware that problems can occur, and you can help prevent most of these issues in the field.

You can help by:

1. Calling the taxidermist before your hunt for special handling instructions or questions.
2. Salting hides and capes in the field before transporting.
3. Keeping items cool (take advantage of shade and ice).
4. Cleaning up any excess blood from the fur.
5. Not dragging an animal (this will damage the hide/fur and cause bruising). Handle with care!

50 % deposit required on all mounts and tanning. Sales tax applicable on mounting materials only.